

## Highlights

### Radio Technology

- 5 GHz 2x2:2
- 2.4 GHz 2x2:2

### Radio Modes - SSR

- 5 GHz / 2.4 GHz - Fixed
- 5 GHz / 5 GHz - Dual 5 GHz

### High Density Environments

- Delivers exceptional end-user experience even in dense user environments

### WPA3 Support

- Includes the latest WPA3 Wi-Fi security standard delivering robust protections for users and IoT devices

### Fully Functional over 802.3af

### Cellular Coexistence Filter (CCF)

- Minimizes the impact of interference from cellular networks

### Smart Management

- ExtremeCloud™ IQ delivers powerful, simple, and secure public or private cloud management capabilities



# ExtremeWireless™ AP 305C/CX

Wi-Fi 6 (802.11ax) Indoor Access Point with integrated or external antenna options

The AP 305C/CX are indoor enterprise APs based on a new system-on-a-chip (SoC) with two built-in dual-band radios providing the best value with Wi-Fi 6 high efficiency. You have your choice of models with either integrated or external antennas. Advanced radio technology delivers 802.11ax 2x2:2 data rates up to 2.4 Gbps concurrently on both the 2.4 GHz and 5 GHz radios. These 2x2:2 APs continue the Extreme tradition of software-selectable radios (SSRs) capable of dual 5 GHz connectivity for indoor and industrial environments.

Priced for the mass-market, this enterprise-grade access point is ideal for budget-conscious enterprises who do not want to sacrifice performance.

The AP 305C/CX comes in an aesthetic design and can fit in the palm of your hand. Both models are eco-friendly APs partially made from recycled materials. Also included is an integrated light sensor and integrated power meter to help conserve power consumption\*. The easy install ceiling mount for quick installation and unique way to hide the Ethernet cables for an aesthetically pleasing installation.

Despite the exponential growth of users, BYOD devices, IoT, high-bandwidth applications and security threats straining the infrastructure, the AP 305C/CX combines performance, security services and insightful ML/AI management capabilities to deliver an enterprise class solution at a value price.



\* future software release



### Built to Suit Your Business Needs

**Extreme Elements** are the building blocks that allow you to tailor your network to your specific business environment, goals, and objectives. They enable the creation of an Autonomous Network that delivers the positive experiences and business outcomes most important to your organization.

Combining architecture, automation, and artificial intelligence, Extreme Elements enable you to ensure that your users get what they need — when and where they need it. Providing these superior user experiences is as simple as mixing and matching the right elements.

Learn more at [extremenetworks.com/elements/](https://extremenetworks.com/elements/).



## Security

The AP 305C/CX delivers the highest level of security services, beginning with support for the latest Wi-Fi Alliance WPA3 security certifications. Additionally, the AP 305C/CX supports a stateful L2-L7 DPI firewall for context-based access security, Private Pre-Shared Key (PPSK) and much more.

---



## Management Analytics

In conjunction with Extreme Management system, cloud or on-premises, the AP 305C/CX provides a very rich set of data displayed via context driven widgets, representing historical data or a combination of historical and current data. This provides context-specific granularity with perspective views for locations, network, APs, individual client devices, as well as policy roles. In each context, administrators can adjust dashboards make a widget library.

---



## Wi-Fi 6 Technology

Prior generations of 802.11n, 802.11ac wave 1 and 2, can be considered generational improvements with an emphasis on faster speed. 802.11ax technology instead enhances Wi-Fi efficiency as well as speed, taking Wi-Fi networks to an entirely new level. To learn more about 802.11ax, go to: <https://www.extremenetworks.com/are-you-ready-for-802-11ax>

---



## RF Monitoring

Network managers will appreciate a powerful choice of RF management for their Wi-Fi networks, with Adaptive RF management with AI/ML-like functionality. Adaptive RF algorithms provide intelligent selection of the best channels and transmit power for unimpaired dual 5 GHz operation. Load balancing, band steering and many other attributes of the RF can all be automated.

---



## Programmable Radios

Extreme launched the industry's first software defined 802.11ax access point supporting not only a dual 5 GHz capability but also two software programmable modes to optimally manage radios to provide the highest level of client performance. The AP 305C/CX intelligent monitoring of the software-configurable radios enables network managers to configure network RF technology based on user environment and configure the access points in different modes as required.

---



## Integrated BLE and USB Port

To support both IoT and Guest Engagement services the AP 305C/CX integrates Bluetooth to connect with IoT devices wireless to engage loyalty customers with Apple iBeacon. Enterprises can use API driven applications to send advertisements directly to shoppers, guests, and conference attendees. This makes it ideal for businesses to advertise their app download pages, captive portals, or site-specific information.

---

# Product Specifications

## Radio Specifications

### 802.11a

- 5.150–5.850 GHz Operating Frequency
- Orthogonal Frequency Division Multiplexing (OFDM) Modulation
- Rates (Mbps): 54, 48, 36, 24, 18, 12, 9, 6 w/ auto fallback

### 802.11b

- 2.4–2.5 GHz Operating Frequency
- Direct-Sequence Spread-Spectrum (DSSS) Modulation
- Rates (Mbps): 11, 5.5, 2, 1 w/ auto fallback

### 802.11g

- 2.4–2.5 GHz Operating Frequency
- Orthogonal Frequency Division Multiplexing (OFDM) Modulation
- Rates (Mbps): 54, 48, 36, 24, 18, 12, 9, 6 w/ auto fallback

### 802.11n

- 2.4–2.5 GHz & 5.150–5.850 GHz Operating Frequency
- 802.11n Modulation
- Rates (Mbps): MCS0 - MCS15 (6.5Mbps - 300Mbps)
- 2x2 Multiple-In, Multiple-Out (MIMO) Radio
- HT20 High-Throughput (HT) Support (for both 2.4 GHz and 5 GHz)
- HT40 High-Throughput (HT) Support for 5 GHz
- A-MPDU and A-MSDU Frame Aggregation

### 802.11ac

- 5.150–5.850 GHz Operating Frequency
- 802.11ac Modulation (256-QAM)
- Rates (Mbps): MCS0–MCS9 (6.5Mbps – 867Mbps), NSS = 1-2.
- 2x2:2 Stream Multiple-In, Multiple-Out (MIMO) Radio
- VHT20/VHT40/VHT80 support
- TxBF (Transmit Beamforming)

### 802.11ax

- 2.4–2.5 GHz & 5.150–5.850 GHz Operating Frequency
- 802.11ax Modulation (1024-QAM)
- Dual-band OFDMA
- Rates (Mbps):
  - 5G: HE0-HE11 (8 Mbps – 1200 Mbps).
  - 2.4G: HE0-HE11 (8 Mbps – 574 Mbps).
- 2x2:2 Stream Multiple-In, Multiple-Out (MIMO) Radio
- HE20/HE40/HE80 support for 5 GHz
- HE20/HE40 support for 2.4 GHz
- DL SU-MIMO and MU-MIMO
- TxBF (Transmit Beamforming)

BLE 5 Radio Bluetooth® Low Energy (BLE)

## Interfaces

- (1) Autosensing 10/100/1000 BASE-T Ethernet PoE (Power over Ethernet 802.3af) Port
- USB2.0, Type A 5V, 0.9A
  - USB power <= 500 mA - 802.3af
  - USB power > 500 mA - 802.3at

## Power Options

- Power Draw: Typical: 9.98 W; Max: 11.28 W (w/o USB)  
Typical: 14.98 W; Max: 16.28 W (w/ USB)
- 802.3af Power over Ethernet (PoE) capable Gigabit Ethernet port (RJ-45 power input pins: Wires 4,5,7,8 or 1,2,3,6)
- Support 802.3af/802.3at Power over Ethernet injector

## Power Specifications

- IEEE 802.3af PoE Power

## Physical

- AP 305C: 5.2" x 5.2" x 1.5" (133mm x 133mm x 37mm)
- AP 305CX: 5.8" x 5.8" x 1.5" (147mm x 147mm x 39mm)
- AP 305C and AP 305CX: .9 lbs (.4kg)
- TPM Chip for added security (

## Antennas

AP 305C - Internal Antennas

- (2) Integrated single band, 2.4-2.5 GHz omnidirectional antennas
- (2) Integrated single band, 5.1-5.8 GHz omnidirectional antennas

AP 305CX - External Antennas

- (4) RP SMA connectors

## Mounting

- AP support 15/16 flush ceiling tile and is integrated to AP
- Wall Mount sold as an accessory
- Ceiling Tile Recessed 15/16" sold as an accessory
- Built-in slot for Kensington type locks

## Environmental

- Operating: 0 to 40 °C, Storage: -40 to 70 °C
- Humidity: 10% to 95% (non-condensing)

## Environmental Discharge

- +/-8 kV (contact discharge)/ +/-15 kV (Air Discharge)

## Environmental Compliance

- UL2043 - Plenum Rated

## Regulatory Compliance

Product Safety Certifications

- IEC 62368/60950-1, EN 62368/60950-1, USA 62368/60950-1, AS/NZS 62368/60950.1
- RoHS Directive 2011/65/EU

## Radio Approvals

- FCC CFR 47 Part 15, Class B
- ICES-003, Class B
- FCC Subpart C 15.247
- FCC Subpart E 15.407
- RSS247
- AS/NZS4268 + CISPR32
- IEC/EN 60601-1-2,
- EN 62311
- EN 50385
- EN 301 489-1
- EN 301 489-17
- EN 55032, (Class B)

## Power Options

- EN 55011, (Group 1, Class B)
- EN 55024
- EN 60601-1-2
- EN 61000-3-2
- EN 61000-3-3
- EN 300 328
- EN 301 893
- EN 300 440
- EN 50581

## Power and Sensitivity Tables

### Power - 2.4 GHz

| Channel   | Data Rate   | Power (dBm) |
|-----------|-------------|-------------|
| 11b       | 1 - 11 Mbps | 18          |
| 11g       | 6 Mbps      | 18          |
|           | 54 Mbps     | 17          |
| 11n HT20  | MCS0, 7     | 18, 14      |
| 11n HT40  | MCS0, 7     | 18, 14      |
| 11ac HT20 | MCS0, 8     | 18, 13      |
| 11ac HT40 | MCS0, 9     | 18, 12      |
| 11ax HE20 | HE0, 11     | 18, 11      |
| 11ax HE40 | HE0, 11     | 18, 11      |

### Receive Sensitivity - 2.4 GHz

| Channel   | Data Rate   | Power (dBm) |
|-----------|-------------|-------------|
| 11b       | 1 - 11 Mbps | -95, -88    |
| 11g       | 6 Mbps      | -91         |
|           | 54 Mbps     | -74         |
| 11n HT20  | MCS0, 7     | -91, -71    |
| 11n HT40  | MCS0, 7     | -88, -69    |
| 11ac HT20 | MCS0, 8     | -90, -61    |
| 11ac HT40 | MCS0, 9     | -88, -58    |
| 11ax HE20 | HE0, 11     | -90, -61    |
| 11ax HE40 | HE0, 11     | -88, -58    |

### Power - 5 GHz

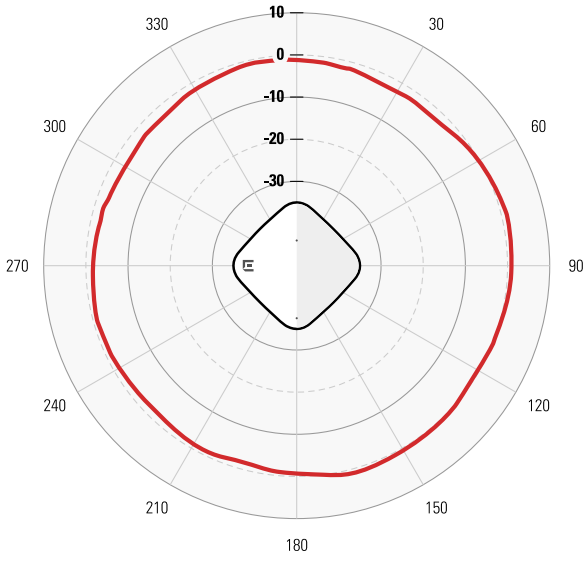
| Channel    | Data Rate | Power (dBm) |
|------------|-----------|-------------|
| 11a        | 6 Mbps    | 18          |
|            | 54 Mbps   | 16          |
| 11n HT20   | MCS0, 7   | 18, 15      |
| 11n HT40   | MCS0, 7   | 18, 15      |
| 11ac VHT20 | MCS0, 8   | 18, 14      |
| 11ac VHT40 | MCS0, 9   | 18, 13      |
| 11ac VHT80 | MCS0, 9   | 18, 13      |
| 11ax HE20  | HE0, 11   | 18, 13      |
| 11ax HE40  | HE0, 11   | 18, 13      |
| 11ax HE80  | HE0, 11   | 18, 13      |

### Receive Sensitivity - 5 GHz

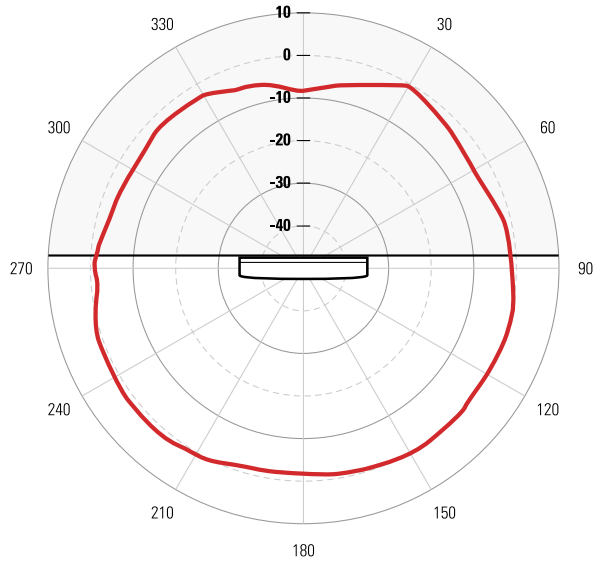
| Channel    | Data Rate | Power (dBm) |
|------------|-----------|-------------|
| 11a        | 6 Mbps    | -92         |
|            | 54 Mbps   | -74         |
| 11n HT20   | MCS0, 7   | -90, -72    |
| 11n HT40   | MCS0, 7   | -88, -69    |
| 11ac VHT20 | MCS0, 8   | -90, -68    |
| 11ac VHT40 | MCS0, 9   | -88, -63    |
| 11ac VHT80 | MCS0, 9   | -85, -58    |
| 11ax HE20  | HE0, 11   | -88, -59    |
| 11ax HE40  | HE0, 11   | -87, -57    |
| 11ax HE80  | HE0, 11   | -85, -54    |

# Radiation Patterns - Azimuth and Elevation

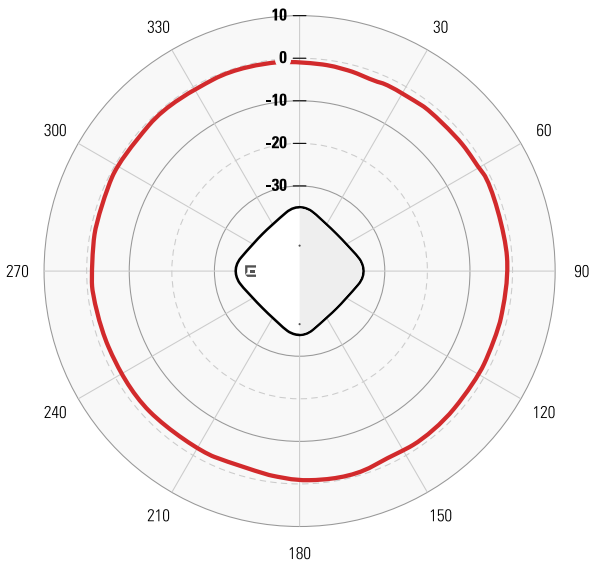
Azimuth - 2.4 GHz



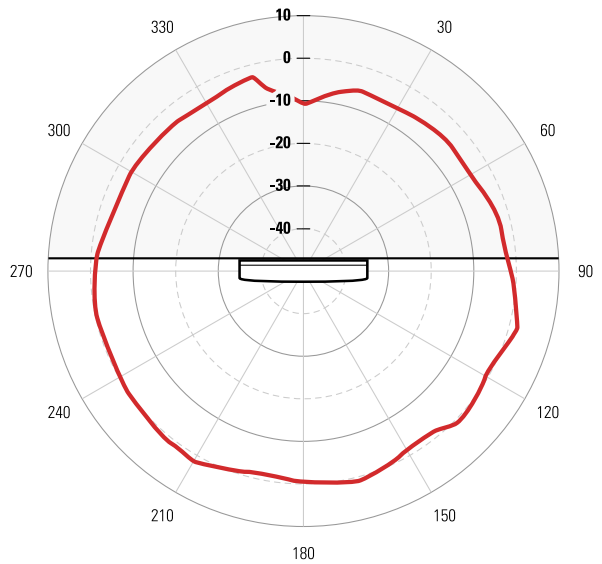
Elevation - 2.4 GHz



Azimuth - 5 GHz



Elevation - 5 GHz



## Ordering Information

### AP 305C and AP 305CX

| MKT Product SKU | Description  |
|-----------------|--|
| AP 305C-FCC     | ExtremeCloud IQ: Indoor WiFi6 AP, 2x2 radios with Dual 5GHz and 1x1GbE port. Integrated light/power sensors and BLE. AI/ML green mode. Internal antennas. Built-in ceiling mounts. Includes Connect. Domain: US                  |
| AP 305C-CAN     | ExtremeCloud IQ: Indoor WiFi6 AP, 2x2 radios with Dual 5GHz and 1x1GbE port. Integrated light/power sensors and BLE. AI/ML green mode. Internal antennas. Built-in ceiling mounts. Includes Connect. Domain: Canada              |
| AP 305C-WR      | ExtremeCloud IQ: Indoor WiFi6 AP, 2x2 radios with Dual 5GHz and 1x1GbE port. Integrated light/power sensors and BLE. AI/ML green mode. Internal antennas. Built-in ceiling mounts. Includes Connect. Domain: EMEA, Rest of World |
| AP 305CX-FCC    | ExtremeCloud IQ: Indoor WiFi6 AP, 2x2 radios with Dual 5GHz and 1x1GbE port. Integrated light/power sensors and BLE. AI/ML green mode. External antennas. Built-in ceiling mounts. Includes Connect. Domain: US                  |
| AP 305CX-CAN    | ExtremeCloud IQ: Indoor WiFi6 AP, 2x2 radios with Dual 5GHz and 1x1GbE port. Integrated light/power sensors and BLE. AI/ML green mode. External antennas. Built-in ceiling mounts. Includes Connect. Domain: Canada              |
| AP 305CX-WR     | ExtremeCloud IQ: Indoor WiFi6 AP, 2x2 radios with Dual 5GHz and 1x1GbE port. Integrated light/power sensors and BLE. AI/ML green mode. External antennas. Built-in ceiling mounts. Includes Connect. Domain: EMEA, Rest of World |

### Accessories

Note: Two clips designed into the underside of the AP unit that will accommodate a 15/16 type ceiling tile rail system.

Other mounting accessories see below. Mounting descriptions are detail in the Hardware User's Guide

| MKT Product SKU                | Descriptions  |
|--------------------------------|---|
| <b>Mounting Accessories</b>    |   |
| AH-ACC-BKT-AX-IL (x1 per)      | Mounting bracket for Interlude ceilings                           |
| AH-ACC-BKT-AX-SL (x1 per)      | Mounting bracket for Silhouette 1/8" and Silhouette 1/4" ceilings |
| AH-ACC-BKT-AX-TB (x1 per)      | Mounting bracket for Prelude 15/16" and Suprafine 9/16" ceilings  |
| AH-ACC-BKT-AX-WL (x1 per)      | Mounting bracket for direct-to-wall installations                 |
| AH-ACC-ANT-AX-KT (x8 per pack) | Articulated indoor antenna kit (8 x Dual Band 5dBi antennas)      |
| <b>Power Accessories</b>       |   |
| PD-3501G-ENT                   | Single port 802.3af compliant midspan                             |
| AH-ACC-PW-CBL-US               | 6ft 18 AWG universal power cord with US plug                      |
| AH-ACC-PW-CBL-UK               | 6ft universal power cord with UK plug                             |
| AH-ACC-PW-CBL-EU               | 6ft universal power cord with EU plug                             |
| AH-ACC-PW-CBL-AU               | 6ft universal power cord with AU plug                             |
| AH-ACC-PW-CBL-JP               | 6ft universal power cord with Japan plug                          |
| AH-ACC-PW-CBL-KR               | 6ft universal power cord with Korea plug                          |



<http://www.extremenetworks.com/contact>

©2020 Extreme Networks, Inc. All rights reserved. Extreme Networks and the Extreme Networks logo are trademarks or registered trademarks of Extreme Networks, Inc. in the United States and/or other countries. All other names are the property of their respective owners. For additional information on Extreme Networks Trademarks please see <http://www.extremenetworks.com/company/legal/trademarks>. Specifications and product availability are subject to change without notice. 26238-0520-05